



## Reception Home Learning




Week beginning 18.1.21



**Termly Big Question:** What is up there?

**Weekly big question:** What lights up the day?

By 3:30 each day, please email the year group address [reception@stwilfrids-hh.school](mailto:reception@stwilfrids-hh.school) with details of the reading, phonics, writing and maths your child has completed that day. You can also include details of any other project learning or additional activities carried out at home. If you wish, you can also attach photos and any other documents which show this.

	<p style="text-align: center;"><b>Useful Links</b></p> <p>*Oxford Owl – class login: newtstadpoles Password: GreatReaders</p> <p>*Phonics Play – class login: 5twilfrids Password: 88Holiday99z</p> <p>Most of a child's learning in early years is through play. Therefore a lot of the learning in Reception is planned to be achieved through their play and is planned to respond to a child's interests and a child's play at that time. As the weather is looking chilly at the moment and who knows we might get snow, we will continue to update the home learning grid with other ideas you may want to enjoy with your child. At the moment we will focus this on winter and the weather.</p> <div style="display: flex; justify-content: space-around; align-items: center;"><p style="text-align: center;"><u>Resources:</u></p></div> <p style="text-align: center;"><u>Making Dens</u></p> <p>Carry on with the junk modelling, however this week is it possible for your child to make a dark den? How dark can they make it?</p> <p>Children are incredibly resourceful in what they can use. It can be under a table, between two chairs, under the bed. You can use blankets, sheets cushions, whatever is good for you. Children will adapt and repeat making and it is a great place to read, have picnics with toys or be a ninja hide out.</p> <p>Each week we will make a phonics power point for you to go through with your child. The power point will include a letter formation each day and some ideas for helping your child's handwriting using things you may have around the house. We hope it will be useful for you.</p>
<b>Monday</b>	<p style="text-align: center;"><u>Start the day</u></p> <p><b>What day is it today? What are we doing today?</b> <b>What letters do we recognise in the word Monday</b> <b>What is the weather like outside?</b></p> <p style="text-align: center;"><u>Maths</u></p> <p>This week we are learning everyday language relating to time. We will be exploring day and night, morning and afternoon, evening, before and after and then some simple times relating to o'clock.</p>

**Today we are thinking of morning, evening and night.**

**Starter** - Every day we talk about which day it is.

Can you learn this song to practise the days of the week

<https://www.youtube.com/watch?v=oKqAblcwFOA>

**How many days of the week are there?**

**Main:** The day is split into day and night. Day is when the sun is up and it is light.

-What do you do at night?

-What do you do in the day?

-What do you do in the evening?

**Activity-** Use the day and night pictures, cut them up and stick them on the day and night sheet or draw your own pictures and label them. (Pictures on website)

**Challenge:** Can you label your pictures with words or sentences?

### **Phonics and Handwriting:**

Handwriting 's'

Today we are learning 'x'

Follow the PowerPoint.

You need:

-paper and pencil.

<https://www.phonicsplay.co.uk/resources/phase/2/dragons-den>

### **English**

This week we are going to be thinking of questions starting with when.

**Starter:** Play the song to understand 'who', 'what', 'why', 'where', 'when'

<https://www.youtube.com/watch?v=Ww4C71AWDWk>

**Main:** Listen to the story Can't You Sleep Little Bear and then have a chat about the story

<https://www.youtube.com/watch?v=fzZmpSacyfM->

**Example:**

-When do you go to bed?

-Do you like going to bed? How come?

-What do you do when you go to bed to help you go to sleep?

-Why do you think Little Bear did not like going to bed?

-What would you say to Little Bear?

### **Reading**

We have uploaded 3 books onto Teams (2 Pink and 1 Red) See link below. Choose one to read for the week. Look through the book with your child first, read through with your child (adult to do most of the reading). Keep on repeating the book over the next few days and encourage your child to read along with you.

<https://teams.microsoft.com/#/school/files/19%3A882451341e6145af98386a0bbf8d691d%40thread.tacv2?threadId=19%3A882451341e6145af98386a0bbf8d691d%40thread.tacv2&ctx=c&context=Reading%2520Books&rootfolder=%252Fsites%252FYearR%252FShared%2520Documents%252FGeneral%252FReading%2520Books>

### **Project learning:**

**Creative:**

-Have you made a dark den? (If you have, how does it feel to be somewhere very, very dark? Can you draw a picture of your face, showing how you felt? Did you feel like Little Bear?)

<p>Tuesday</p>	<p style="text-align: center;"><b><u>Physical Development</u></b></p> <p>Look at the Physical Challenge sheet. Using a minute timer can you fulfill these challenges every day?</p> <p style="text-align: center;"><b><u>Start the day</u></b></p> <p>What day is it today? What are we doing today?  What letters do we recognise in the word <b>Tuesday</b>  What is the weather like outside?</p> <p style="text-align: center;"><b><u>Maths</u></b></p> <p>Today we are using the language of time: <i>before, after, next, second, last</i>.  Use the timetable cards on the website or make your own to create pictures for your school session – maths, reading, snack, English, physical, phonics, handwriting, etc.</p> <p><b>Starter</b> – Practise the days of the week song  <a href="https://www.youtube.com/watch?v=oKqAblcwFOA">https://www.youtube.com/watch?v=oKqAblcwFOA</a></p> <p><b>Main:</b> Make yourself a little timeline using the pictures and practise using the language of before and after, first second and last.  <i>Eg- 'First we do our maths, after maths we do our handwriting, before English we do maths' etc.</i></p> <p><b>Questions to help:</b>  -What do you do first?  -What do you do after maths?  -When do you do English (eg before maths)</p> <p><b>Extension</b> – What do the words tomorrow and yesterday mean?  Draw a picture of something you did yesterday and something you are going to do tomorrow.</p> <p style="text-align: center;"><b><u>Phonics and Handwriting:</u></b>  <u>Handwriting 'e'</u>  <u>Today we are learning 'y'</u>  Follow the PowerPoint  <u>You need</u>  -paper and pencil.  <a href="https://www.phonicsplay.co.uk/resources/phase/2/dragons-den">https://www.phonicsplay.co.uk/resources/phase/2/dragons-den</a></p> <p style="text-align: center;"><b><u>English</u></b></p> <p style="text-align: center;"><i>Today we are extending our vocabulary to describe feelings and using our blending and segmenting to write feeling words.</i></p> <p><b>Main:</b> Re-watch to the story Can't You Sleep Little Bear  <a href="https://www.youtube.com/watch?v=fzZmpSAcyfM-">https://www.youtube.com/watch?v=fzZmpSAcyfM-</a></p> <p>Draw a face of Little Bear. Write some words describing how you think Little Bear feels when he goes to bed. (Don't forget to use your robot arms, sound buttons and boards/mats).</p> <p><b>**Note to grownups:</b> The words do not have to be spelt correctly, just let your child write the sounds they hear. They can use their sound mat/board to find the letters they cannot remember.</p> <p style="text-align: center;"><b><u>Reading</u></b></p> <p>We have uploaded 3 books onto Teams (2 Pink and 1 Red) See link below. Choose one to read for the week. Look through the book with your child first, read through with your child (adult to do most of the reading). Keep on repeating the book over the next few days and encourage your child to read along with you.  -Can you find any of the tricky words? (we, the, into, no, go ,to)</p>
----------------	---

	<p><a href="https://teams.microsoft.com/#/school/files/19%3A882451341e6145af98386a0bbf8d691d%40thread.tacv2?threadId=19%3A882451341e6145af98386a0bbf8d691d%40thread.tacv2&amp;ctx=cannel&amp;context=Reading%2520Books&amp;rootfolder=%252Fsites%252FYearR%252FShared%2520Documents%252FGeneral%252FReading%2520Books">https://teams.microsoft.com/#/school/files/19%3A882451341e6145af98386a0bbf8d691d%40thread.tacv2?threadId=19%3A882451341e6145af98386a0bbf8d691d%40thread.tacv2&amp;ctx=cannel&amp;context=Reading%2520Books&amp;rootfolder=%252Fsites%252FYearR%252FShared%2520Documents%252FGeneral%252FReading%2520Books</a></p> <p style="text-align: center;"><b><u>Project learning</u></b></p> <p>-Have you made your den yet? How can you stop your den from being dark?  <b>**</b>(by adding light!)</p> <p>-Can you make a lamp for little bear? There is a template on the website. Practise you scissor skills by cutting along the lines.</p> <p>-Can you make lots of different size lamps?</p> <p style="text-align: center;"><b><u>Physical</u></b></p> <p>Carry on with your Challenges</p>
Wednesday	<p><b><u>Start the day</u></b>  <b>What day is it today? What are we doing today?</b>  <b>What letters do we recognise in the word Wednesday</b>  <b>What is the weather like outside?</b></p> <p style="text-align: center;"><b><u>Maths</u></b></p> <p style="text-align: center;"><i>Today we are learning the difference between morning and afternoon.</i></p> <p><b>Starter</b> – Practise the days of the week song again, can you sing it by yourself?  <a href="https://www.youtube.com/watch?v=oKqAblcwFOA">https://www.youtube.com/watch?v=oKqAblcwFOA</a></p> <p><b>Main:</b> Today we are splitting the day into morning and afternoon. Have a look at your time line you made yesterday. Talk about your day. What do you do in the morning? What do you do in the afternoon?</p> <p>-When is it morning? When is it afternoon? How do you know? (Explain that 12 o'clock/noon is the end of the morning/beginning of the afternoon).</p> <p>Can you draw what you do in the morning? Can you draw what you do in the afternoon?</p> <p><b>Challenge</b> – label/write next to your pictures.</p> <p style="text-align: center;"><b><u>Phonics and Handwriting:</u></b>  <u>Handwriting 'e'</u>          Today we are doing reading and writing activities          To revise letter learnt so far.          Activities are on the power point.</p> <p style="text-align: center;"><b><u>English</u></b></p> <p style="text-align: center;"><i>Today we are extending our vocabulary to describe feelings and using our blending and segmenting to write feeling words.</i></p> <p>Re-watch to the story Can't You Sleep Little Bear  <a href="https://www.youtube.com/watch?v=fzZmpSAcyfM-">https://www.youtube.com/watch?v=fzZmpSAcyfM-</a></p> <p>Yesterday you made a lamp for Little Bear and spoke about how he felt in the dark. Today we would like to know, how would Little Bear feel if you gave him his own nightlight/lamp for his bedroom?</p> <p><b>Main:</b> Draw another face of Little Bear. Write some words describing how you think Little Bear feels when he goes to bed with his new nightlight/lamp. (Don't forget to use your robot arms, sound buttons and boards/mats).</p>

	<p><b>**Note to grownups:</b> The words do not have to be spelt correctly, just let your child write the sounds they hear. They can use their sound mat/board to find the letters they cannot remember.</p> <p style="text-align: center;"><b><u>Reading</u></b></p> <p>We have uploaded 3 books onto Teams (2 Pink and 1 Red) See link below. Choose one to read for the week. Look through the book with your child first, read through with your child (adult to do most of the reading). Keep on repeating the book over the next few days and encourage your child to read along with you.</p> <p style="text-align: center;">-Can you find any of the tricky words? (we, the, into, no, go ,to)</p> <p><a href="https://teams.microsoft.com/_#/school/files/19%3A882451341e6145af98386a0bbf8d691d%40thread.tacv2?threadId=19%3A882451341e6145af98386a0bbf8d691d%40thread.tacv2&amp;ctx=channel&amp;context=Reading%2520Books&amp;rootfolder=%252Fsites%252FYearR%252FShared%2520Documents%252FGeneral%252FReading%2520Books">https://teams.microsoft.com/_#/school/files/19%3A882451341e6145af98386a0bbf8d691d%40thread.tacv2?threadId=19%3A882451341e6145af98386a0bbf8d691d%40thread.tacv2&amp;ctx=channel&amp;context=Reading%2520Books&amp;rootfolder=%252Fsites%252FYearR%252FShared%2520Documents%252FGeneral%252FReading%2520Books</a></p> <p style="text-align: center;"><b><u>Project learning:</u></b> <b><u>Technology:</u></b></p> <ul style="list-style-type: none"> <li>-How many different sorts of lights do you have in your house?</li> <li>-Make a list or draw pictures of the different lights.</li> <li>-How do you make lights work? (e.g. on and off)</li> </ul> <p style="text-align: center;"><b><u>Physical</u></b></p> <p>Carry on with your Challenges</p>
<p style="color: red; font-size: 1.2em;"><b>Thursday</b></p>	<p><b><u>Start the day</u></b>  <b>What day is it today? What are we doing today?</b>  <b>What letters do we recognise in the word Thursday</b>  <b>What is the weather like outside?</b></p> <p style="text-align: center;"><b><u>Maths</u></b></p> <p style="text-align: center;"><b>Today we are getting ready to make clocks. We will be practising number formation.</b></p> <p><b>Starter:</b> Number formation song <a href="https://www.youtube.com/watch?v=DzKqCmjVXLI">https://www.youtube.com/watch?v=DzKqCmjVXLI</a>  Can you do 20 star jumps, 10 hops, 15 claps</p> <p><b>Main:</b>  Today you will practise writing numbers in ways other than with just a pen and paper.  Ideas (similar to our handwriting ways):</p> <ul style="list-style-type: none"> <li>-flour</li> <li>-rice</li> <li>-cornflour</li> <li>-mud and sticks</li> <li>-water and a paint brush</li> <li>-chalk</li> </ul> <p style="text-align: center;"><b><u>Phonics and Handwriting:</u></b>  <u>Handwriting 'h'</u>  <u>Today we are learning 'z'</u>  Follow the PowerPoint, all the activities are on there.</p> <p style="text-align: center;"><b><u>English</u></b></p> <p>Listen to the Greek myth of Icarus (this myth is very, very old). It is about a boy who went up into the sky. <a href="https://www.starfall.com/h/ir-greek/wings/?sn=ir-greek--im-reading-">https://www.starfall.com/h/ir-greek/wings/?sn=ir-greek--im-reading-</a></p> <ul style="list-style-type: none"> <li>-Why did Icarus fall into the sea?</li> <li>-What do you know about the sun?</li> <li>-What you like to find out about the sun? (Adult to scribe)</li> </ul>

### Reading

We have uploaded 3 books onto Teams (2 Pink and 1 Red) See link below. Choose one to read for the week. Look through the book with your child first, read through with your child (adult to do most of the reading). Keep on repeating the book over the next few days and encourage your child to read along with you.

<https://teams.microsoft.com/#/school/files/19%3A882451341e6145af98386a0bbf8d691d%40thread.tacv2?threadId=19%3A882451341e6145af98386a0bbf8d691d%40thread.tacv2&ctx=channel&context=Reading%2520Books&rootfolder=%252Fsites%252FYearR%252FShared%2520Documents%252FGeneral%252FReading%2520Books>

### Project learning

#### Creative

Create your own sun. This can be 3D or 2D. It can be a drawing, a model, a collage, a painting, a construction junk model. Use whatever you have at home.



#### Physical

Carry on with your Challenges

## Friday

### Start the day

**What day is it today? What are we doing today?**

**What letters do we recognise in the word Friday**

**What is the weather like outside?**

### Maths

**Today we are getting ready to make clocks. We will be practising number formation.**

**Starter:** Listen to Number Blocks number formation song

<https://www.youtube.com/watch?v=8ii202RoEd8>

Can you do 17 star jumps?

Can you do 10 hops

Can you stand as still as a statue for the count of 25? You counting

**Main:** Today we will practise our number formation again. Have a look at our Number formation PowerPoint. Link on website. Just like yesterday, can you practise writing your numbers a different way?

**Extra:** Have a go at playing the Number Formation game (tracing)

<https://www.doorwayonline.org.uk/literacy/letterformation/>

### Phonics and Handwriting:

Handwriting 'b'

Today we are learning 'you'

Follow the PowerPoint

You will need to hide around your home the words

You, we, the, into, no, go, to

### English

Play a rhyming game – Phonics Play Cake Bake (Phase 1)

<https://www.phonicsplay.co.uk/resources/phase/1/cake-bake>

**Main:** How many words can you think of and write that rhymes with sun? How many did you think of? Can you think of some silly words that rhyme with sun?

***\*\*Children might end up writing words that are phonetically spelt, this is fine at this stage of their development.***

**Reading**

We have uploaded 3 books onto Teams (2 Pink and 1 Red) See link below. Choose one to read for the week. Look through the book with your child first, read through with your child (adult to do most of the reading). Keep on repeating the book over the next few days and encourage your child to read along with you.

<https://teams.microsoft.com/#/school/files/19%3A882451341e6145af98386a0bbf8d691d%40thread.tacv2?threadId=19%3A882451341e6145af98386a0bbf8d691d%40thread.tacv2&ctx=cannel&context=Reading%2520Books&rootfolder=%252Fsites%252FYearR%252FShared%2520Documents%252FGeneral%252FReading%2520Books>

**Project learning:**

This video is slightly for older children but if you would like to have a watch, it is about the sun.

<https://www.youtube.com/watch?v=0b3GcLE4Vlg>

**Physical**

Finish off your challenges. How did you do? Did you have a favourite? Did you improve over the week?

**Have a great weekend!**